

Important notice

Dear Customer,

On 7 February 2017 the former NXP Standard Product business became a new company with the tradename **Nexperia**. Nexperia is an industry leading supplier of Discrete, Logic and PowerMOS semiconductors with its focus on the automotive, industrial, computing, consumer and wearable application markets

In data sheets and application notes which still contain NXP or Philips Semiconductors references, use the references to Nexperia, as shown below.

Instead of <http://www.nxp.com>, <http://www.philips.com/> or <http://www.semiconductors.philips.com/>, use **<http://www.nexperia.com>**

Instead of sales.addresses@www.nxp.com or sales.addresses@www.semiconductors.philips.com, use **salesaddresses@nexperia.com** (email)

Replace the copyright notice at the bottom of each page or elsewhere in the document, depending on the version, as shown below:

- © NXP N.V. (year). All rights reserved or © Koninklijke Philips Electronics N.V. (year). All rights reserved

Should be replaced with:

- © **Nexperia B.V. (year). All rights reserved.**

If you have any questions related to the data sheet, please contact our nearest sales office via e-mail or telephone (details via **salesaddresses@nexperia.com**). Thank you for your cooperation and understanding,

Kind regards,

Team Nexperia



SOT96-1

SO8; Reel dry pack; SMD, 7"

Q1/T1 Standard product orientation

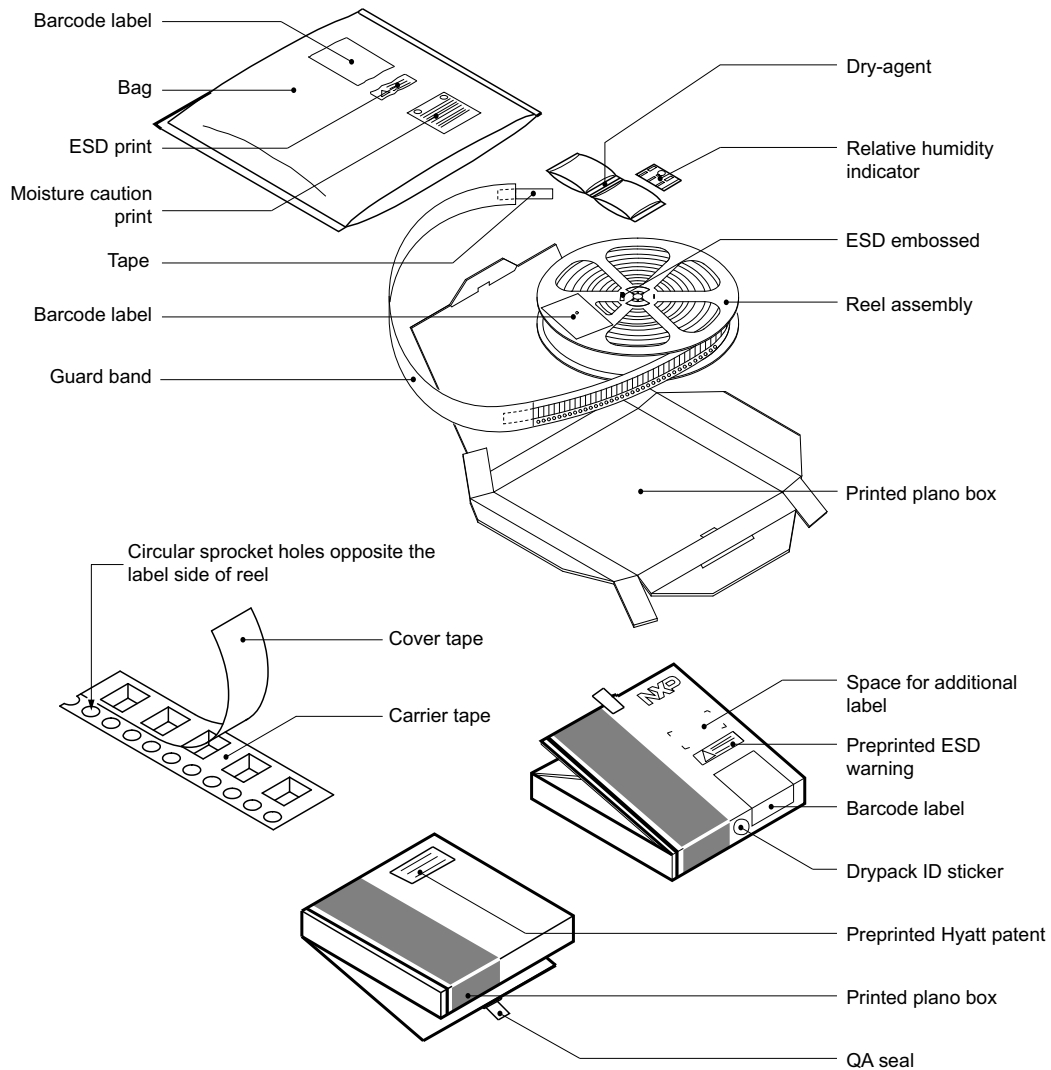
Orderable part number ending ,515 or Z

Ordering code (12NC) ending 515

Rev. 1 — 17 April 2015

Packing information

1. Packing method



aaa-017695

Fig 1. Reel dry pack for SMD



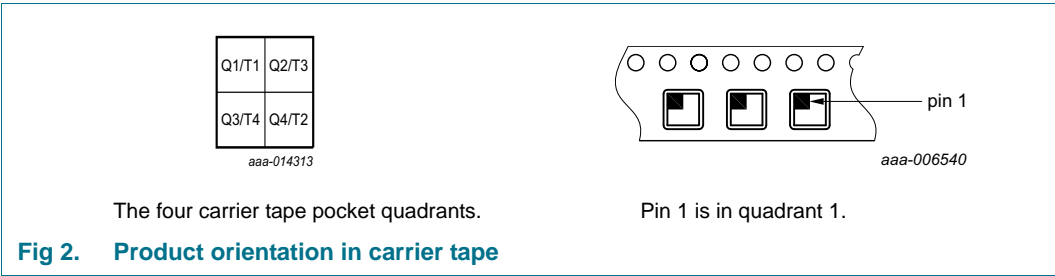
SO8; Reel dry pack; SMD, 7"
Q1/T1 Standard product orientation
Orderable part number ending ,515 or Z
Ordering code (12NC) ending 515

Table 1. Dimensions and quantities

Reel dimensions d × w (mm) [1]	SPQ/PQ (pcs) [2]	Reels per box	Outer box dimensions l × w × h (mm)
180 × 12	500	1	209 × 206 × 37

- [1] d = reel diameter; w = tape width.
- [2] Packing quantity dependent on specific product type.
- View ordering and availability details at [NXP order portal](#), or contact your local NXP representative.

2. Product orientation



3. Carrier tape dimensions

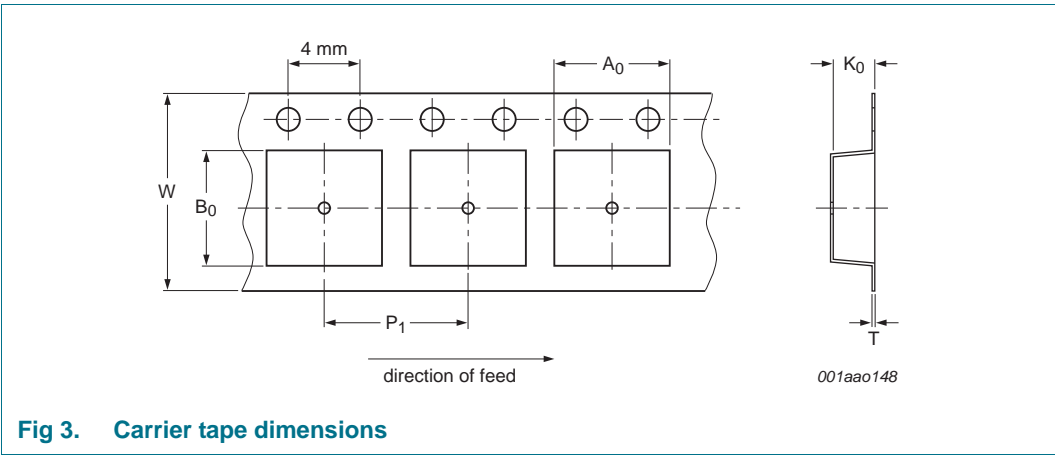


Table 2. Carrier tape dimensions
In accordance with IEC 60286-3.

A ₀ (mm)	B ₀ (mm)	K ₀ (mm)	T (mm)	P ₁ (mm)	W (mm)
6.4 ± 0.1	5.4 ± 0.1	2.05 ± 0.1	0.3 ± 0.05	8.0 ± 0.1	12.0 ± 0.3

SO8; Reel dry pack; SMD, 7"
 Q1/T1 Standard product orientation
 Orderable part number ending ,515 or Z
 Ordering code (12NC) ending 515

4. Reel dimensions

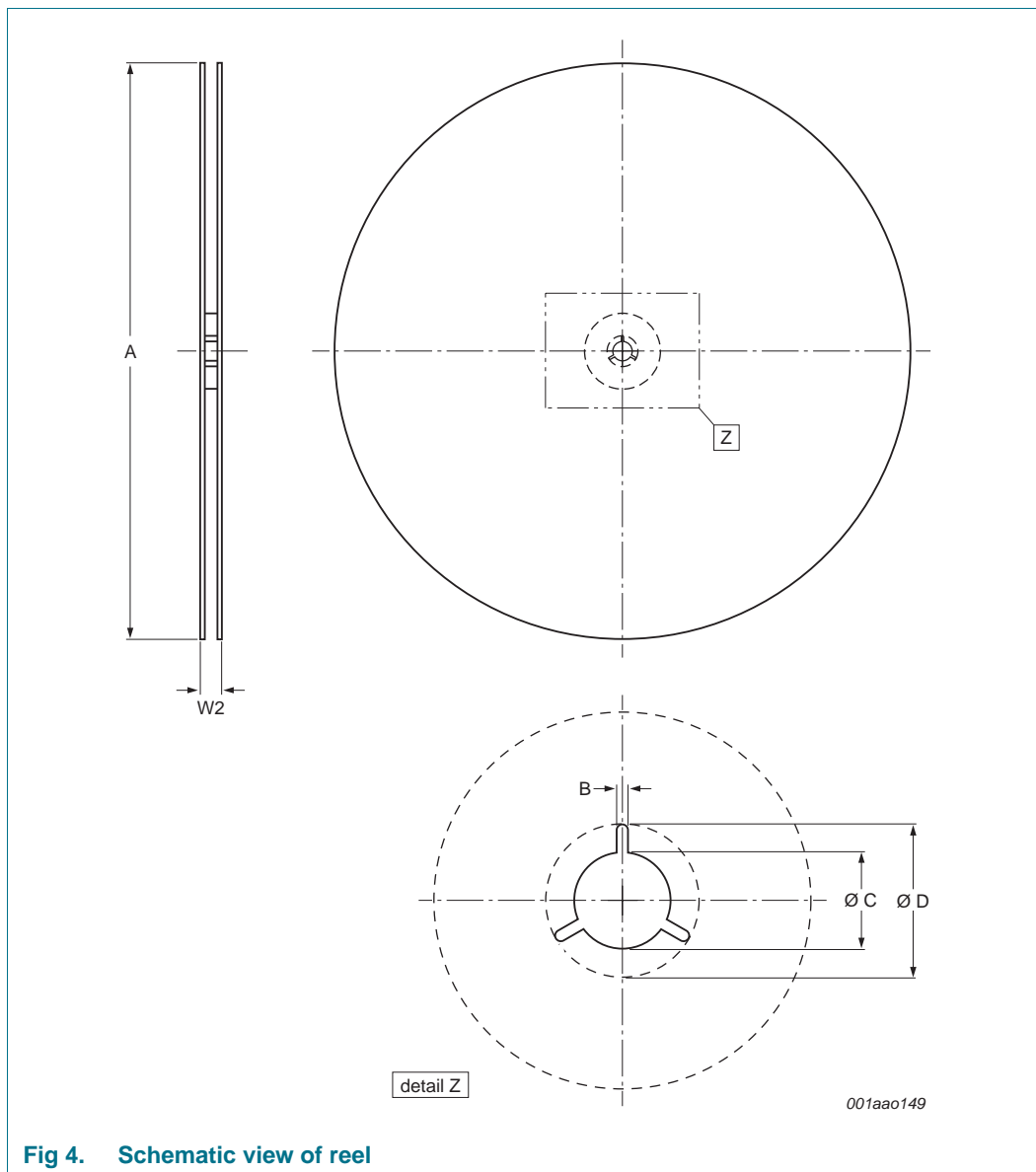


Table 3. Reel dimensions

In accordance with IEC 60286-3.

A [nom] (mm)	W2 [max] (mm)	B [min] (mm)	C [min] (mm)	D [min] (mm)
180	18.4	1.5	12.8	20.2

SO8; Reel dry pack; SMD, 7"
Q1/T1 Standard product orientation
Orderable part number ending ,515 or Z
Ordering code (12NC) ending 515

5. Barcode label

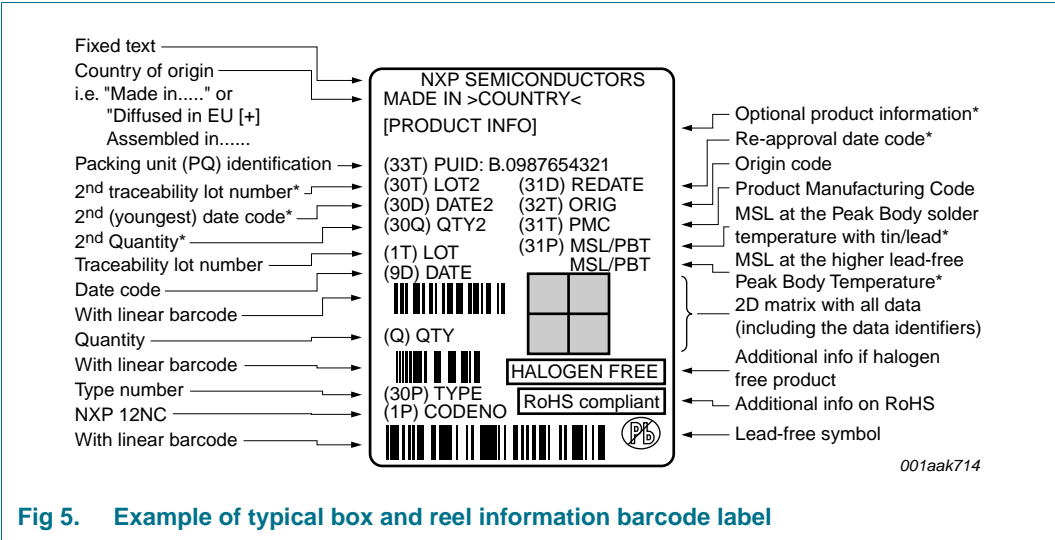


Fig 5. Example of typical box and reel information barcode label

Table 4. Barcode label dimensions

Box barcode label l × w (mm)	Reel barcode label l × w (mm)
100 × 75	100 × 75

SO8; Reel dry pack; SMD, 7"
Q1/T1 Standard product orientation
Orderable part number ending ,515 or Z
Ordering code (12NC) ending 515

6. Revision history

Table 5. Revision history

Document ID	Release date	Packing document status	Change notice	Supersedes
SOT96-1_515 v.1	20150417	Packing information	-	-

Limited warranty and liability

Information in this document is believed to be accurate and reliable. However, NXP Semiconductors does not give any representations or warranties, expressed or implied, as to the accuracy or completeness of such information and shall have no liability for the consequences of use of such information.

© NXP Semiconductors N.V. 2015.

For more information, please visit: <http://www.nxp.com>

For sales office addresses, please send an email to: salesaddresses@nxp.com

All rights reserved.

Date of release: 17 April 2015

Document identifier: SOT96-1_515