

Important notice

Dear Customer,

On 7 February 2017 the former NXP Standard Product business became a new company with the tradename **Nexperia**. Nexperia is an industry leading supplier of Discrete, Logic and PowerMOS semiconductors with its focus on the automotive, industrial, computing, consumer and wearable application markets

In data sheets and application notes which still contain NXP or Philips Semiconductors references, use the references to Nexperia, as shown below.

Instead of <http://www.nxp.com>, <http://www.philips.com/> or <http://www.semiconductors.philips.com/>, use **<http://www.nexperia.com>**

Instead of sales.addresses@www.nxp.com or sales.addresses@www.semiconductors.philips.com, use **salesaddresses@nexperia.com** (email)

Replace the copyright notice at the bottom of each page or elsewhere in the document, depending on the version, as shown below:

- © NXP N.V. (year). All rights reserved or © Koninklijke Philips Electronics N.V. (year). All rights reserved


Should be replaced with:

- © **Nexperia B.V. (year). All rights reserved.**

If you have any questions related to the data sheet, please contact our nearest sales office via e-mail or telephone (details via **salesaddresses@nexperia.com**). Thank you for your cooperation and understanding,

Kind regards,

Team Nexperia



SOT96-1

SO8; Reel sulfur barrier pack, SMD, 13"

Q1/T1 standard product orientation

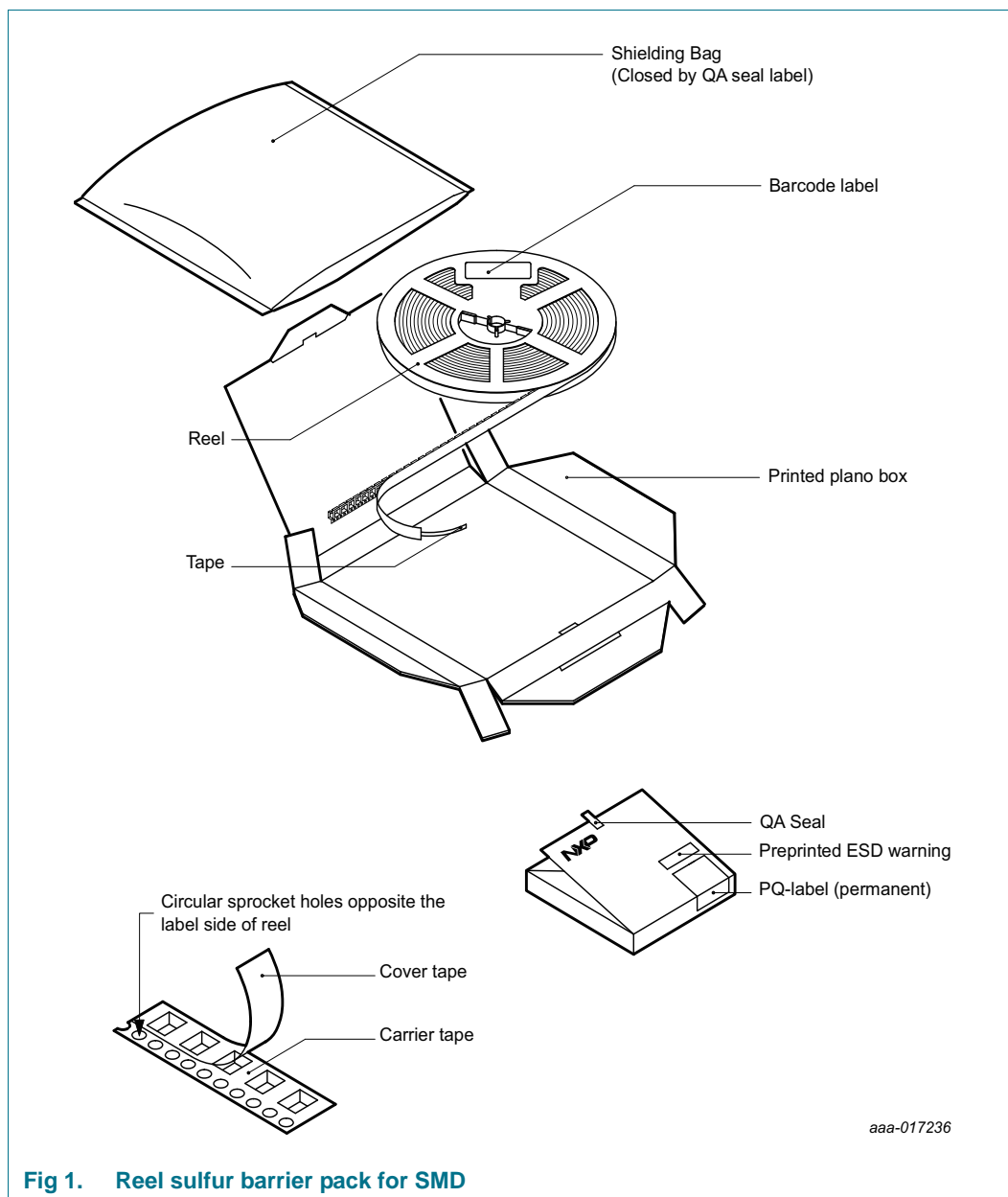
Orderable part number ending ,431 or Z

Ordering code (12NC) ending 431

Rev. 1 — 19 August 2015

Packing information

1. Packing method



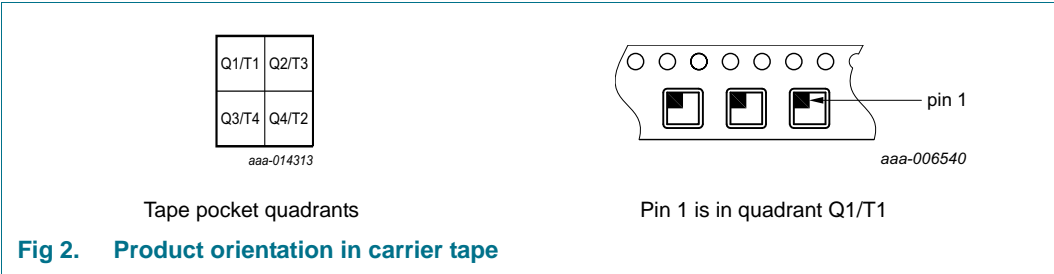
SO8; Reel sulfur barrier pack, SMD, 13"
Q1/T1 standard product orientation
Orderable part number ending ,431 or Z
Ordering code (12NC) ending 431

Table 1. Dimensions and quantities

Reel dimensions d × w (mm) [1]	SPQ/PQ (pcs) [2]	Reels per box	Outer box dimensions l × w × h (mm)
330 × 12	2500	1	342 × 338 × 27

- [1] d = reel diameter; w = tape width.
- [2] Packing quantity dependent on specific product type.
- View ordering and availability details at [NXP order portal](#), or contact your local NXP representative.

2. Product orientation



3. Carrier tape dimensions

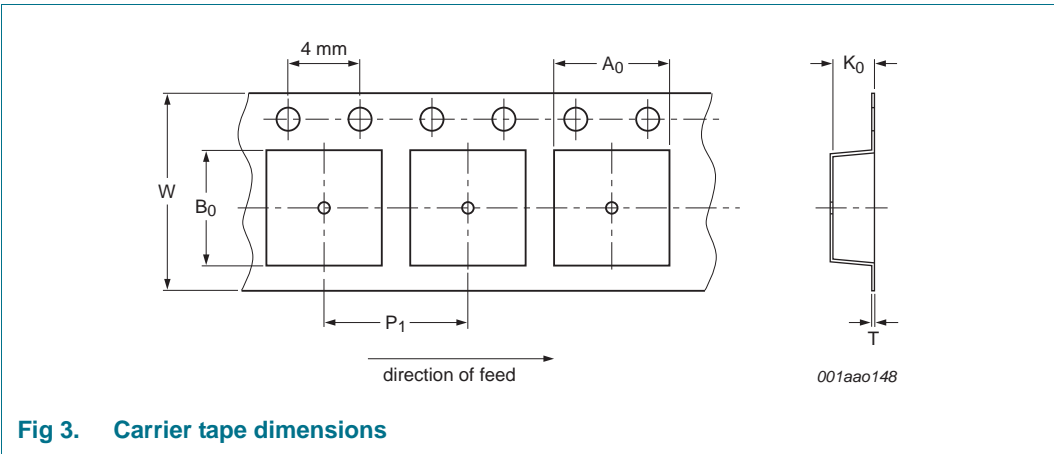


Table 2. Carrier tape dimensions

In accordance with IEC 60286-3.

A ₀ (mm)	B ₀ (mm)	K ₀ (mm)	T (mm)	P ₁ (mm)	W (mm)
6.4 ± 0.1	5.4 ± 0.1	2.05 ± 0.1	0.3 ± 0.05	8.0 ± 0.1	12 ± 0.3

SO8; Reel sulfur barrier pack, SMD, 13"
Q1/T1 standard product orientation
Orderable part number ending ,431 or Z
Ordering code (12NC) ending 431

4. Reel dimensions

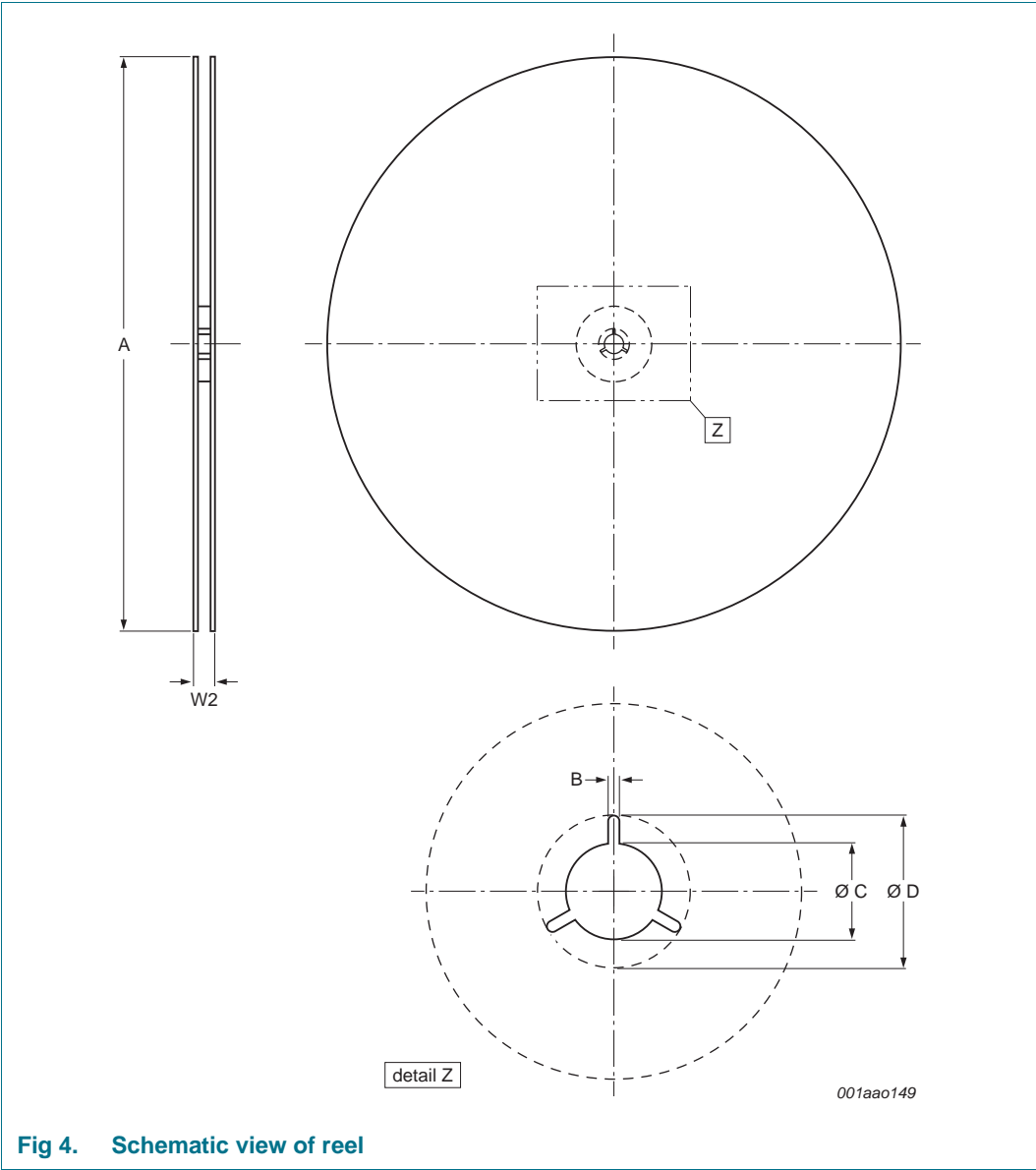


Fig 4. Schematic view of reel

Table 3. Reel dimensions
In accordance with IEC 60286-3.

A [nom] (mm)	W2 [max] (mm)	B [min] (mm)	C [min] (mm)	D [min] (mm)
330	18.4	1.5	12.8	20.2

SO8; Reel sulfur barrier pack, SMD, 13"
Q1/T1 standard product orientation
Orderable part number ending ,431 or Z
Ordering code (12NC) ending 431

5. Barcode label

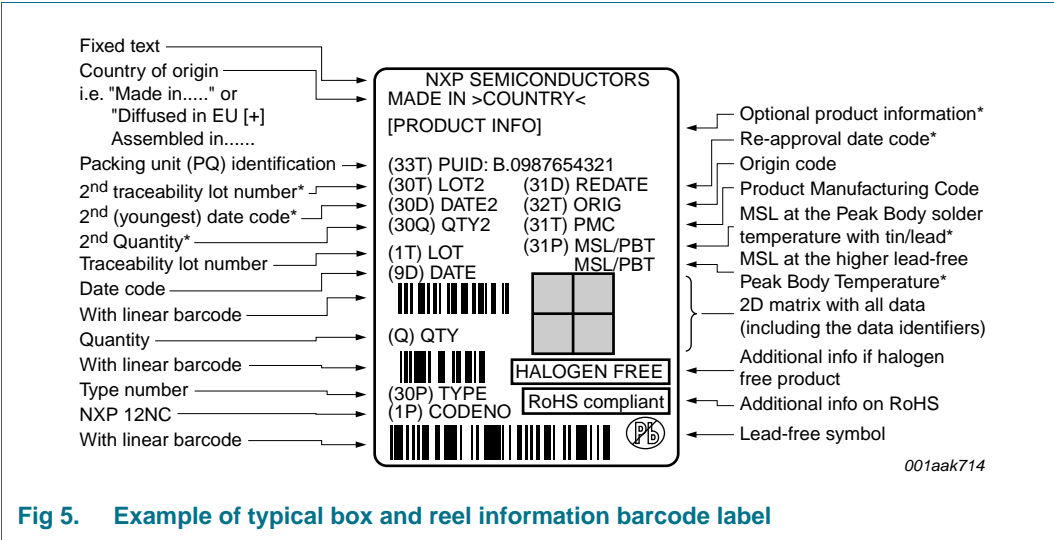


Fig 5. Example of typical box and reel information barcode label

Table 4. Barcode label dimensions

Box barcode label l × w (mm)	Reel barcode label l × w (mm)
100 × 75	100 × 75

SO8; Reel sulfur barrier pack, SMD, 13"
Q1/T1 standard product orientation
Orderable part number ending ,431 or Z
Ordering code (12NC) ending 431

6. Revision history

Table 5. Revision history

Document ID	Release date	Packing document status	Change notice	Supersedes
SOT96-1_431	20150819	Packing information	-	-

Limited warranty and liability

Information in this document is believed to be accurate and reliable. However, NXP Semiconductors does not give any representations or warranties, expressed or implied, as to the accuracy or completeness of such information and shall have no liability for the consequences of use of such information.

© NXP Semiconductors N.V. 2015.

For more information, please visit: <http://www.nxp.com>
For sales office addresses, please send an email to: salesaddresses@nxp.com

All rights reserved.

Date of release: 19 August 2015
Document identifier: SOT96-1_431