

Important notice

Dear Customer,

On 7 February 2017 the former NXP Standard Product business became a new company with the tradename **Nexperia**. Nexperia is an industry leading supplier of Discrete, Logic and PowerMOS semiconductors with its focus on the automotive, industrial, computing, consumer and wearable application markets

In data sheets and application notes which still contain NXP or Philips Semiconductors references, use the references to Nexperia, as shown below.

Instead of <http://www.nxp.com>, <http://www.philips.com/> or <http://www.semiconductors.philips.com/>, use <http://www.nexperia.com>

Instead of sales.addresses@www.nxp.com or sales.addresses@www.semiconductors.philips.com, use salesaddresses@nexperia.com (email)

Replace the copyright notice at the bottom of each page or elsewhere in the document, depending on the version, as shown below:

- © NXP N.V. (year). All rights reserved or © Koninklijke Philips Electronics N.V. (year). All rights reserved


Should be replaced with:

- © **Nexperia B.V. (year). All rights reserved.**

If you have any questions related to the data sheet, please contact our nearest sales office via e-mail or telephone (details via salesaddresses@nexperia.com). Thank you for your cooperation and understanding,

Kind regards,

Team Nexperia



SOT402-1

TSSOP14; Reel pack; SMD, 13"; Q1 Standard product orientation; Orderable part number ending, 653 or HL; Ordering code (12NC) ending 653

Rev. 1 — 14 May 2013

Packing information

1. Packing method

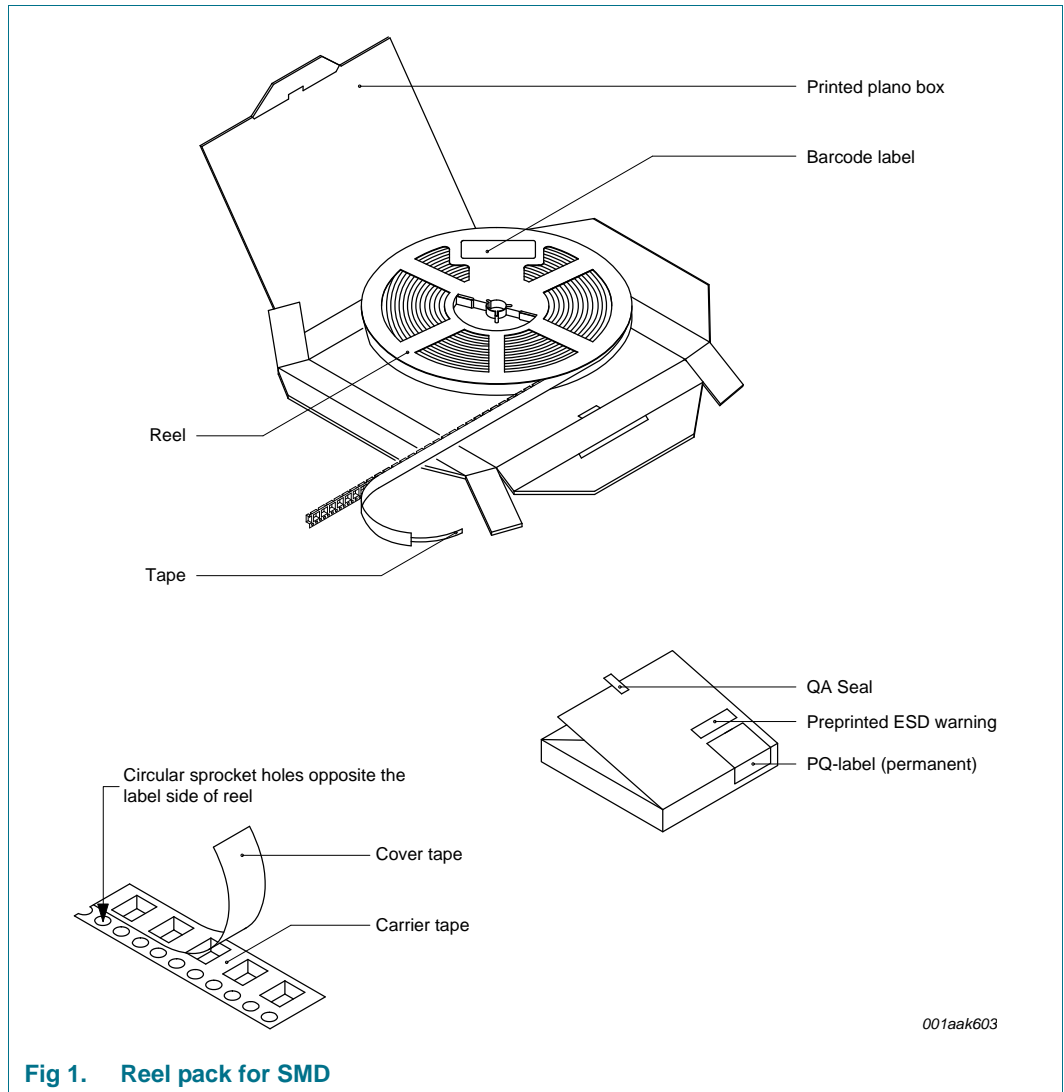


Fig 1. Reel pack for SMD

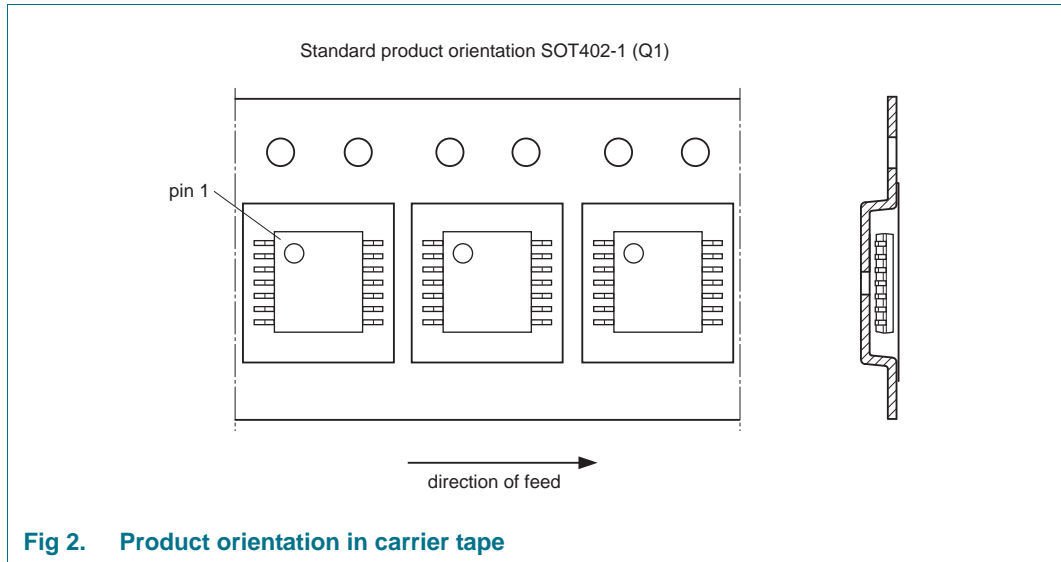
Table 1. Packing information

Reel dimensions d x w (mm)	SPQ/PQ (pcs)	Reels per box	Outer box dimensions l x w x h (mm)
330 x 12	2500	1	339 x 335 x 27



TSSOP14; Reel pack; SMD, 13"; Q1 Standard product orientation;
 Orderable part number ending, 653 or HL; Ordering code (12NC) ending 653

2. Product orientation



3. Carrier tape dimensions

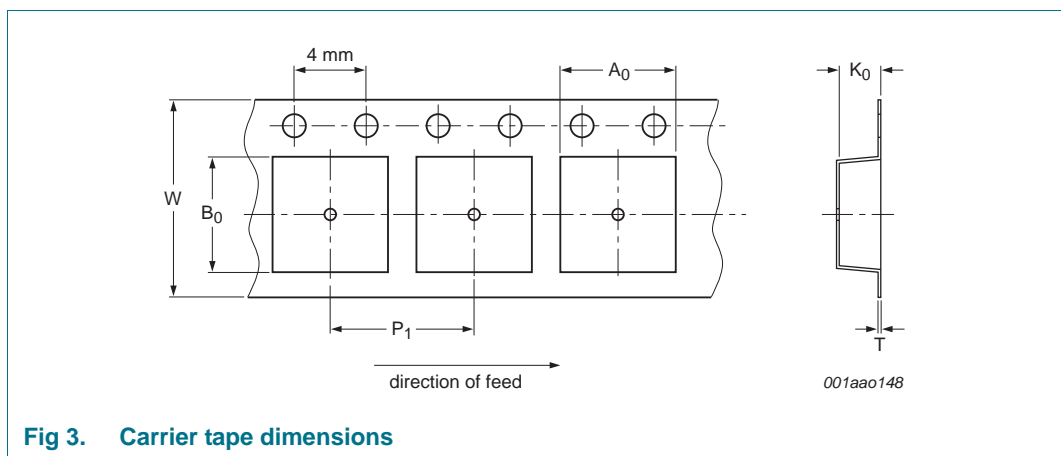


Table 2. Carrier tape dimensions

In accordance with IEC 60286-3.

A_0 (mm)	B_0 (mm)	K_0 (mm)	T (mm)	P_1 (mm)	W (mm)
6.9	5.6	1.5	-	8	12

TSSOP14; Reel pack; SMD, 13"; Q1 Standard product orientation;
 Orderable part number ending, 653 or HL; Ordering code (12NC) ending 653

4. Reel dimensions

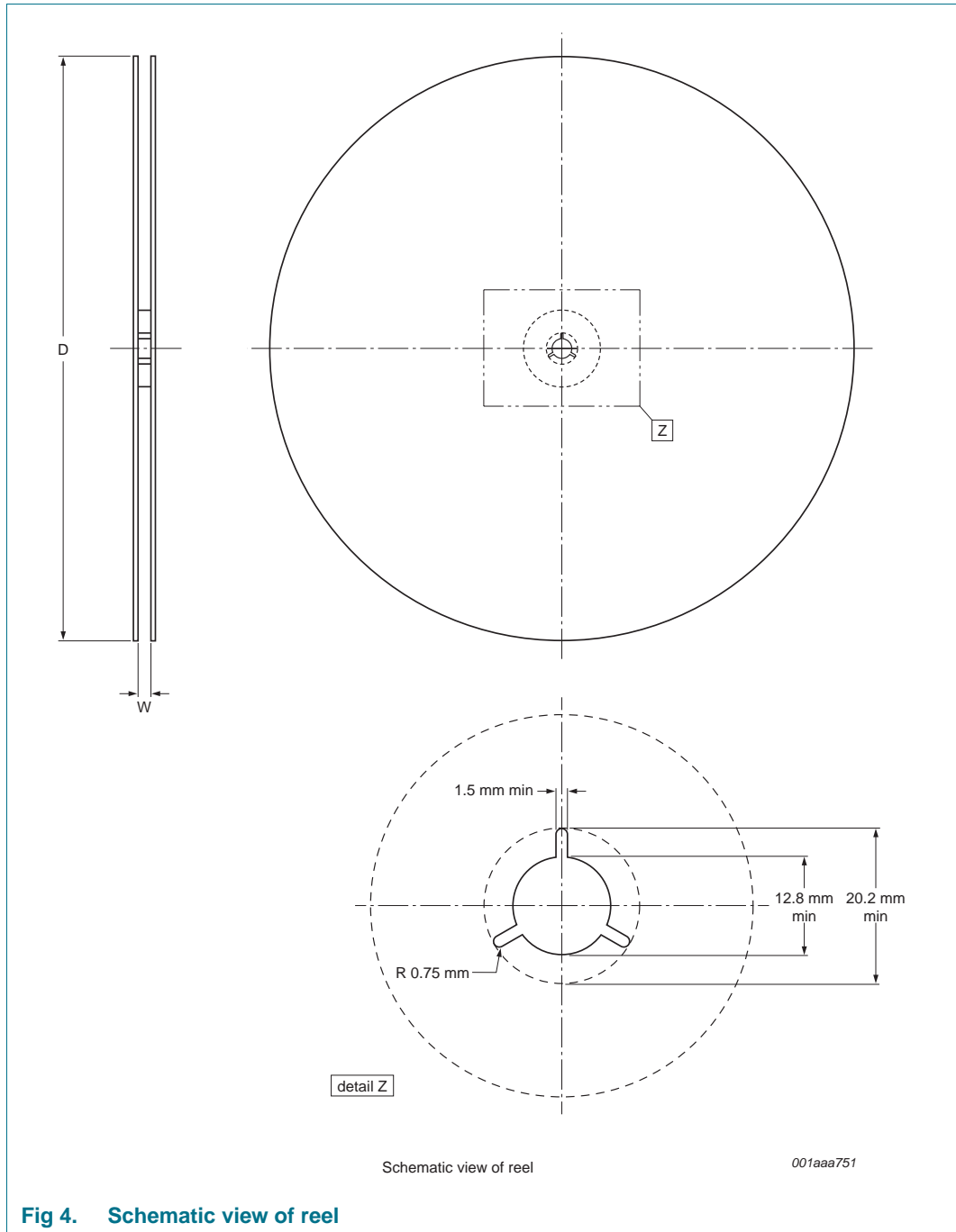


Fig 4. Schematic view of reel

Table 3. Reel dimensions
 In accordance with IEC 60286-3.

D (mm)	W (mm)
330	12

TSSOP14; Reel pack; SMD, 13"; Q1 Standard product orientation;
Orderable part number ending, 653 or HL; Ordering code (12NC) ending 653

5. Barcode label

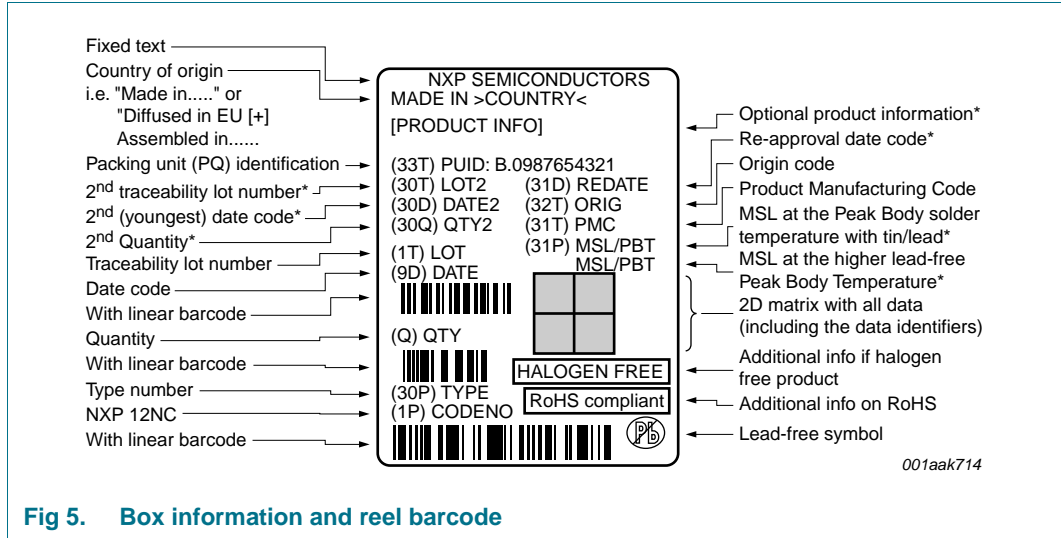


Fig 5. Box information and reel barcode

Table 4. Barcode dimensions

Box barcode label l x w (mm)	Reel barcode label l x w (mm)
100 x 75	100 x 75

Limited warranty and liability

Information in this document is believed to be accurate and reliable. However, NXP Semiconductors does not give any representations or warranties, expressed or implied, as to the accuracy or completeness of such information and shall have no liability for the consequences of use of such information.

© NXP B.V. 2013.

For more information, please visit: <http://www.nxp.com>
For sales office addresses, please send an email to: salesaddresses@nxp.com

All rights reserved.

Date of release: 14 May 2013
Document identifier: SOT402-1_653