



# SOT137-1

plastic, small outline package; 24 leads; 1.27 mm pitch; 15.4 mm x 7.5 mm x 2.65 mm body

21 June 2022

Package information

## 1. Package summary

|  |                    |
|--|--------------------|
| <b>Terminal position code</b>                              | D (double)         |
| <b>Package type descriptive code</b>                       | SO24               |
| <b>Package type industry code</b>                          | SO24               |
| <b>Package style descriptive code</b>                      | SO (small outline) |
| <b>Package body material type</b>                          | P (plastic)        |
| <b>IEC package outline code</b>                            | 075E05             |
| <b>JEDEC package outline code</b>                          | MS-013             |
| <b>Mounting method type</b>                                | S (surface mount)  |
| <b>Number of package outline detail graphic references</b> | 0                  |
| <b>Issue date</b>  | 19-2-2003          |
| <b>Manufacturer package code</b>                           | SOT137             |
| <b>Footprint dimensions (mm)</b>                           | 17 x 11.45         |
| <b>Footprint area (mm<sup>2</sup>)</b>                     | 194.65             |

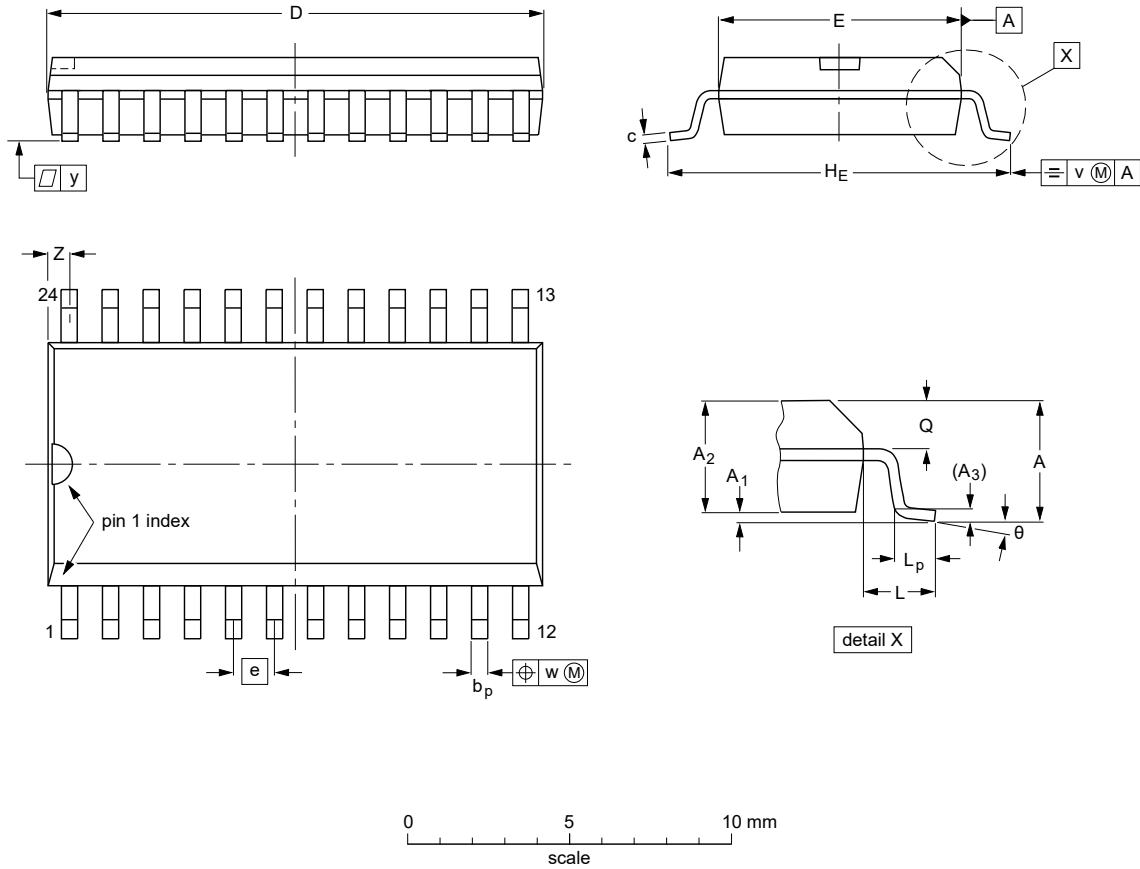
Table 1. Package summary

| Symbol         | Parameter                      | Min  | Typ | Nom  | Max  | Unit |
|----------------|--------------------------------|------|-----|------|------|------|
| D              | package length                 | 15.2 | -   | 15.3 | 15.6 | mm   |
| E              | package width                  | 7.4  | -   | 7.5  | 7.6  | mm   |
| A              | seated height                  | -    | -   | 2.65 | 2.65 | mm   |
| A <sub>2</sub> | package height                 | 2.25 | -   | 2.35 | 2.45 | mm   |
| e              | nominal pitch                  | -    | -   | 1.27 | -    | mm   |
| n <sub>2</sub> | actual quantity of termination | -    | -   | 24   | -    |      |

## 2. Package outline

SO24: plastic small outline package; 24 leads; body width 7.5 mm

SOT137-1



**DIMENSIONS** (inch dimensions are derived from the original mm dimensions)

| UNIT   | A max. | A <sub>1</sub> | A <sub>2</sub> | A <sub>3</sub> | b <sub>p</sub> | c              | D <sup>(1)</sup> | E <sup>(1)</sup> | e    | H <sub>E</sub> | L     | L <sub>p</sub> | Q              | v    | w    | y     | Z <sup>(1)</sup> | θ        |
|--------|--------|----------------|----------------|----------------|----------------|----------------|------------------|------------------|------|----------------|-------|----------------|----------------|------|------|-------|------------------|----------|
| mm     | 2.65   | 0.3<br>0.1     | 2.45<br>2.25   | 0.25           | 0.49<br>0.36   | 0.32<br>0.23   | 15.6<br>15.2     | 7.6<br>7.4       | 1.27 | 10.65<br>10.00 | 1.4   | 1.1<br>0.4     | 1.1<br>1.0     | 0.25 | 0.25 | 0.1   | 0.9<br>0.4       | 8°<br>0° |
| inches | 0.1    | 0.012<br>0.004 | 0.096<br>0.089 | 0.01           | 0.019<br>0.014 | 0.013<br>0.009 | 0.61<br>0.60     | 0.30<br>0.29     | 0.05 | 0.419<br>0.394 | 0.055 | 0.043<br>0.016 | 0.043<br>0.039 | 0.01 | 0.01 | 0.004 | 0.035<br>0.016   |          |

**Note**

1. Plastic or metal protrusions of 0.15 mm (0.006 inch) maximum per side are not included.

| OUTLINE VERSION | REFERENCES |        |       |  | EUROPEAN PROJECTION | ISSUE DATE            |
|-----------------|------------|--------|-------|--|---------------------|-----------------------|
|                 | IEC        | JEDEC  | JEITA |  |                     |                       |
| SOT137-1        | 075E05     | MS-013 |       |  |                     | -99-12-27<br>03-02-19 |

Fig. 1. Package outline SO24 (SOT137-1)

### 3. Soldering

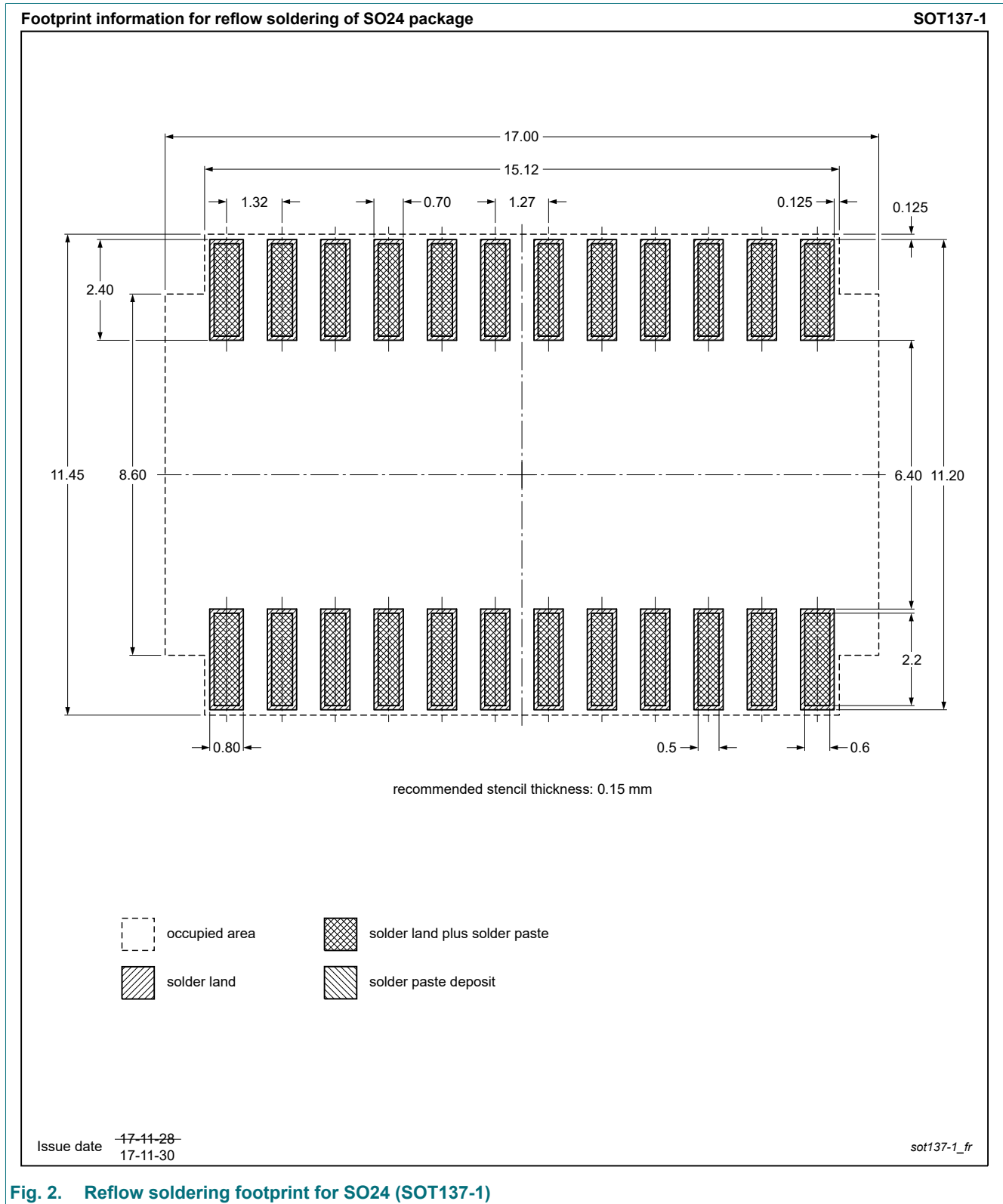


Fig. 2. Reflow soldering footprint for SO24 (SOT137-1)

plastic, small outline package; 24 leads; 1.27 mm pitch; 15.4 mm x 7.5 mm x 2.65 mm body

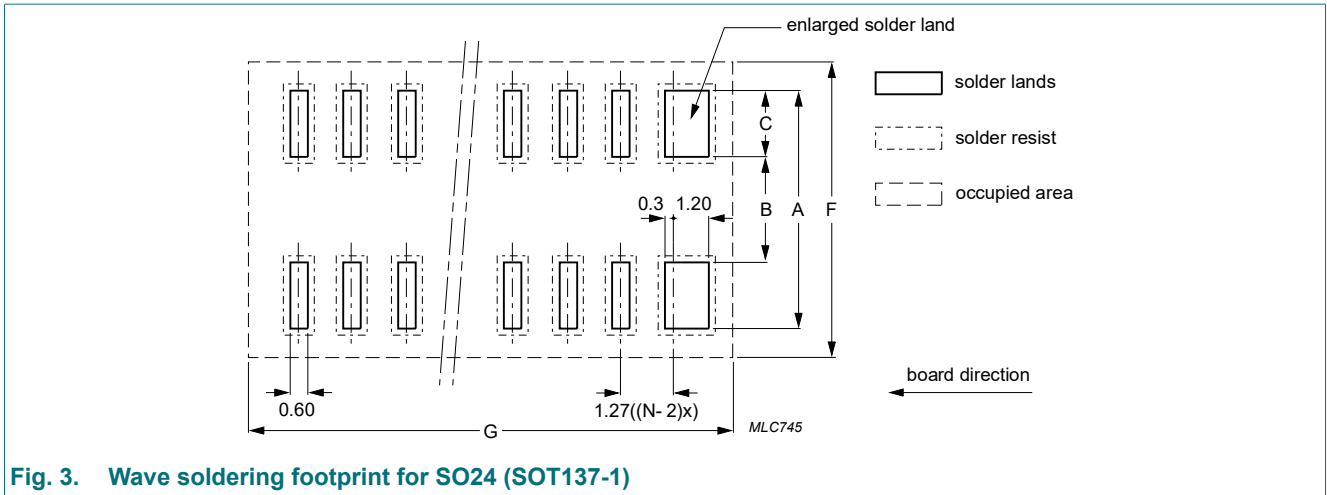


Fig. 3. Wave soldering footprint for SO24 (SOT137-1)

## 4. Legal information

### Definitions

**Draft** — The document is a draft version only. The content is still under internal review and subject to formal approval, which may result in modifications or additions. Nexperia does not give any representations or warranties as to the accuracy or completeness of information included herein and shall have no liability for the consequences of use of such information.

### Disclaimers

**Limited warranty and liability** — Information in this document is believed to be accurate and reliable. However, Nexperia does not give any representations or warranties, expressed or implied, as to the accuracy or completeness of such information and shall have no liability for the consequences of use of such information. Nexperia takes no responsibility for the content in this document if provided by an information source outside of Nexperia.

In no event shall Nexperia be liable for any indirect, incidental, punitive, special or consequential damages (including - without limitation - lost profits, lost savings, business interruption, costs related to the removal or replacement of any products or rework charges) whether or not such damages are based on tort (including negligence), warranty, breach of contract or any other legal theory.

Notwithstanding any damages that customer might incur for any reason whatsoever, Nexperia's aggregate and cumulative liability towards customer for the products described herein shall be limited in accordance with the Terms and conditions of commercial sale of Nexperia.

**Right to make changes** — Nexperia reserves the right to make changes to information published in this document, including without limitation specifications and product descriptions, at any time and without notice. This document supersedes and replaces all information supplied prior to the publication hereof.

**Suitability for use** — Nexperia products are not designed, authorized or warranted to be suitable for use in life support, life-critical or safety-critical systems or equipment, nor in applications where failure or malfunction of an Nexperia product can reasonably be expected to result in personal injury, death or severe property or environmental damage. Nexperia and its suppliers accept no liability for inclusion and/or use of Nexperia products in such equipment or applications and therefore such inclusion and/or use is at the customer's own risk.

**Applications** — Applications that are described herein for any of these products are for illustrative purposes only. Nexperia makes no representation or warranty that such applications will be suitable for the specified use without further testing or modification.

Customers are responsible for the design and operation of their applications and products using Nexperia products, and Nexperia accepts no liability for any assistance with applications or customer product design. It is customer's sole responsibility to determine whether the Nexperia product is suitable and fit for the customer's applications and products planned, as well as for the planned application and use of customer's third party customer(s). Customers should provide appropriate design and operating safeguards to minimize the risks associated with their applications and products.

Nexperia does not accept any liability related to any default, damage, costs or problem which is based on any weakness or default in the customer's applications or products, or the application or use by customer's third party customer(s). Customer is responsible for doing all necessary testing for the customer's applications and products using Nexperia products in order to avoid a default of the applications and the products or of the application or use by customer's third party customer(s). Nexperia does not accept any liability in this respect.

**Export control** — This document as well as the item(s) described herein may be subject to export control regulations. Export might require a prior authorization from competent authorities.

**Translations** — A non-English (translated) version of a document is for reference only. The English version shall prevail in case of any discrepancy between the translated and English versions.

### Trademarks

Notice: All referenced brands, product names, service names and trademarks are the property of their respective owners.

plastic, small outline package; 24 leads; 1.27 mm pitch; 15.4 mm x 7.5 mm x 2.65 mm body

## Contents

---

|                           |   |
|---------------------------|---|
| 1. Package summary.....   | 1 |
| 2. Package outline.....   | 2 |
| 3. Soldering.....         | 3 |
| 4. Legal information..... | 5 |

---

© Nexperia B.V. 2022. All rights reserved

For more information, please visit: <http://www.nexperia.com>  
For sales office addresses, please send an email to: [salesaddresses@nexperia.com](mailto:salesaddresses@nexperia.com)  
Date of release: 21 June 2022

---